

Avlyn

Nature's Palette

Fabrics Needed



Fabric A 1/3 yard
5000-115 Saffron



Fabric B 1/4 yard
5000-120 Purple
(1-1/2 yards for back)



Fabric C 1/8 yard
5000-107 Indigo



Fabric D 1/4 yard
5000-121 Moss



Fabric E 1/8 yard
5000-106 Indian Pink



Fabric F 1/3 yard
5000-109 Cream



Fabric G 1-1/2 yard
5000-100 Black



Fabric H 1/3 yard
5000-111 Orange



Fabric I 1/8 yard
5000-105 Chestnut



Fabric J 1/8 yard
5000-108 Berry



Fabric K 1/8 yard
5000-116 Baby Pink



Fabric L 1/8 yard
5000-102 Stone



Fabric M 1/3 yard
5000-117 Baby Blue



Fabric N 1/4 yard
5000-113 Mint



Fabric O 1/4 yard
5000-118 Raspberry



Fabric P 1/8 yard
5000-114
Forest Green



31" x 40"

By Heidi Pridemore

Avlyn

1628 W. Williams Drive • Phoenix, AZ 85027 • 623.209.2088 • www.avlyn.com

Nature's Palette

Quilt designed by Heidi Pridemore. Finished quilt size approximately 31" x 40"

Cutting Instructions:

- Fabric A-** 5000-115 Saffron Cut one 2-3/4" x width of fabric (WOF), eight 2" squares and eight 2" x 5" strips.
- Fabric B-** 5000-120 Purple Cut twelve 2" squares and eight 2" x 5" strips.
- Fabric C-** 5000-107 Indigo Cut one 2-3/4" x WOF strip.
- Fabric D-** 5000-121 Moss Cut eight 2" squares and eight 2" x 5" strips.
- Fabric E-** 5000-106 Indian Pink Cut one 2-3/4" x WOF strip.
- Fabric F-** 5000-109 Cream Cut one 2-3/4" x WOF strip, eight 2" squares and eight 2" x 5" strips.
- Fabric G-** 5000-100 Black Cut eight 2" squares, two 2-1/2" x 36-1/2" strips and two 2-1/2" x 31-1/2" strips and four 2-1/4" x WOF for the binding.
- Fabric H-** 5000-111 Orange Cut one 2-3/4" x width of fabric (WOF), eight 2" squares and eight 2" x 5" strips.
- Fabric I-** 5000-105 Chestnut Cut one 2-3/4" x WOF strip.
- Fabric J-** 5000-108 Berry Cut one 2-3/4" x WOF strip.
- Fabric K-** 5000-116 Baby Pink Cut four 2" squares.
- Fabric L-** 5000-102 Stone Cut one 2-3/4" x WOF strips.
- Fabric M-** 5000-117 Baby Blue Cut two 2-3/4" x WOF strips.
- Fabric N-** 5000-113 Mint Cut twelve 2" squares and eight 2" x 5" strips.
- Fabric O-** 5000-118 Raspberry Cut four 2" squares and one 2-3/4" x WOF strip.
- Fabric P-** 5000-114 Forest Green Cut one 2-3/4" x WOF strip.

To make this quilt follow the three block layouts and the fabric letters as listed in the cutting directions to make four of each Main Block. Each Main Block contains two square-in-a-square blocks and two checkerboard blocks.

****Don't forget to use Fairfield's Bamboo batting.**

Square-in-a-Square Block Directions:

Frame and Center Pairs (Frame is listed first):

Fabrics D/K Fabrics F/N Fabrics B/G

Fabrics A/O Fabrics H/G Fabrics N/B

- 1) Sew one 2" Block Frame piece to each side of one 2" Block Center.
- 2) Sew one 2" x 5" Block Frame Piece to the top and bottom of the 2" Block Center. Refer to Block Layouts for color placement following the letters assigned in the Fabric Requirements.

Checkerboard Block Directions:

Checkerboard Strip Pairs:

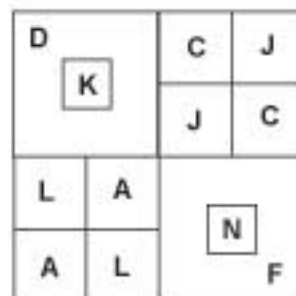
Fabrics C/J Fabrics A/L Fabrics I/M

Fabrics H/P Fabrics E/F Fabrics M/O

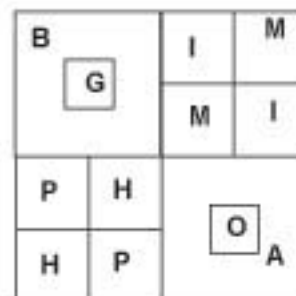
- 3) Sew one 2-3/4" Strip to its pair 2-3/4" strip together lengthwise.
- 4) Cut eight 2-3/4" segments from the sewn strip.
- 5) Place two 2-3/4" segments together to create a checkerboard. Sew them together to form a block.
- 6) Following the block layouts sew together four of each; Block One, Block Two and Block Three, for a total of twelve blocks.

Quilt Top Assembly Directions:

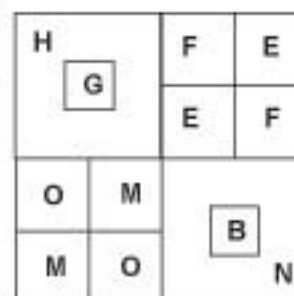
- 7) Layout the quilt top following the quilt photo for each block's placement and direction. Sew the blocks together to make the quilt top.
- 8) Sew one 2-1/2" x 36-1/2" Border strip to each side of the quilt top. Sew one 2-1/2" x 31-1/2" to the top and bottom of the quilt top.
- 9) Layer, quilt and bind as desired.



Block One Layout



Block Two Layout



Block Three Layout

While every attempt has been made to give accurate measurements, yardage requirements and construction directions, this does not allow for personal variations in measuring, cutting and/or sewing.

Avlyn is not responsible for printing errors.

Avlyn

1628 W. Williams Drive • Phoenix, AZ 85027 • 623.209.2088 • www.avlyn.com